

# **A CLIL lesson on STREET ART FOR INCLUSION**

STREET ART FOR INCLUSION  
A CLIL lesson on

# **What is.... Street Art?**

**Can you give a definition?**

**Maybe not. But you can give examples of it. Today there are thousands of murales or graffitti everywhere, especially in big cities and surely you have seen at least one of them.**

**LET'S LOOK**





Look at these  
examples of street  
art.

What do these  
pictures have in  
common?



➤ They are all **outside**.

➤ Street Art is usually created in **public areas**. It's everywhere – on buildings, on streets and also on trains.

➤ Street Art is **different** from other art forms because it isn't permanent and it isn't easy to collect or exhibit.

Some street artists want to make **political statements** through their paintings.



This is a painting by Banksy in Bethlehem, on the wall which divides Israel from Palestine. Is there a message behind it?



Some artists are very inventive. They paint streets. Their art is sometimes 3D and it's often very hard to know what is real and what isn't...







Street artists also use **stickers**. They also make them at home. Some stickers are painted individually and others are printed and used in large numbers. They're quick to stick on buildings or walls.



This is a form of street art called «installation». Here you can see two piles of luggage on one side of a road.





## **Street installations are 3D street sculptures.**

Artists often take everyday objects and give us a different perspective of them.





**CLICK ON THE LINK BELOW AND WATCH THE FIRST TWO MINUTES OF THE VIDEO:**

<https://www.youtube.com/watch?v=1P47i09QC-Q>

**WHICH ELEMENTS CAN YOU SEE IN THE MURALES? ARE THEY ALL PAINTED OR NOT? WHICH ONES ARE REAL?**

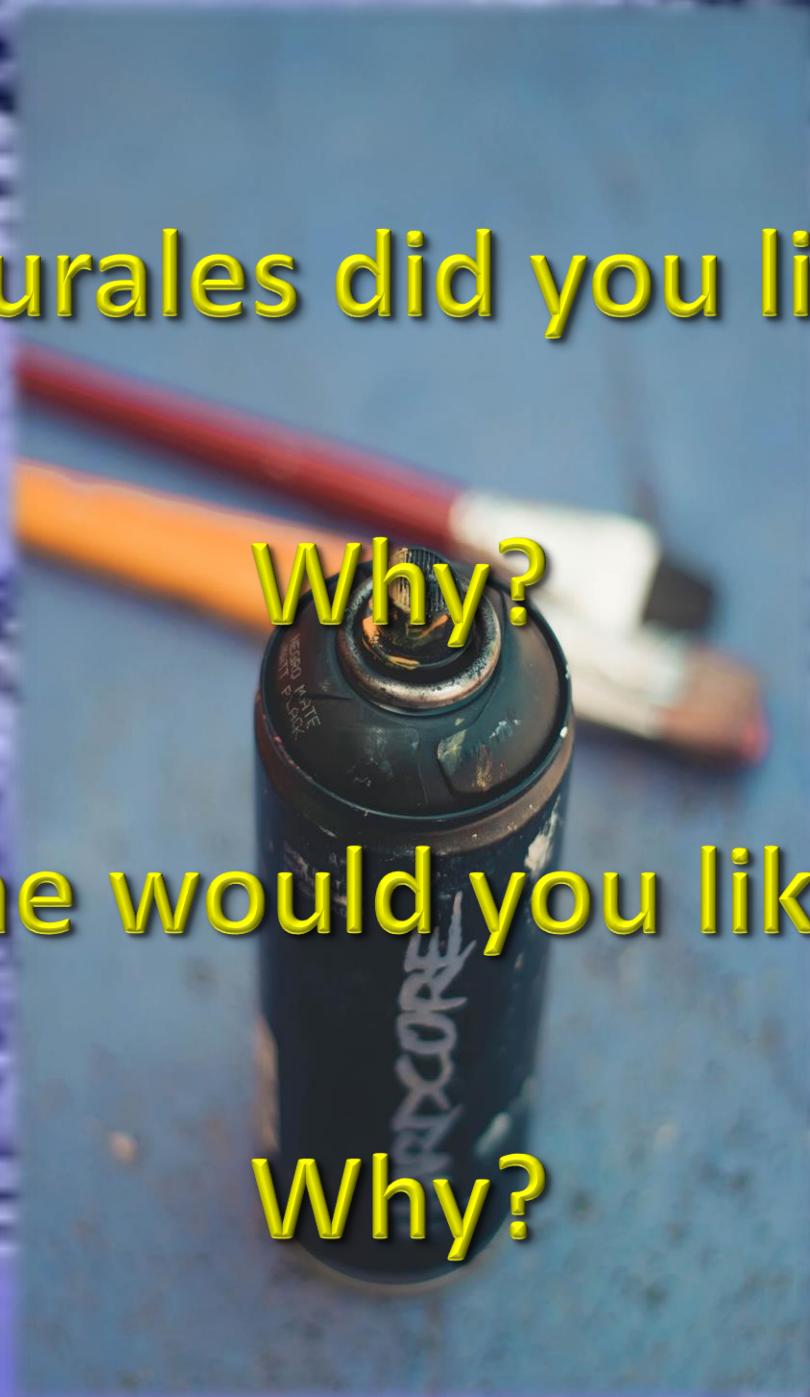
<b>A GIRL WITH A BLACK SKIRT</b>	<b>A HUGE GREY ELEPHANT</b>	<b>A FACE GETTING OUT OF A TUNNEL</b>
<b>A CAT AND A MOUSE</b>	<b>A GROUP OF PEOPLE</b>	<b>A BOY IN A RAINBOW</b>
<b>THREE STRANGE FACES</b>	<b>A TRUCK</b>	<b>A BOY WITH BLUE CURLY HEIR</b>
<b>A BIG BLACK SPIDER ON A WALL</b>	<b>A RED OPEN MOUTH</b>	<b>A COLOURFUL BIRD</b>
<b>A POND WITH WATERLILIES</b>	<b>A GIRL FISHING IN A POND</b>	<b>A LEOPARD</b>
<b>A BLACK SPIDER ON A WALL</b>	<b>A LONG CHAIN</b>	<b>A HANDRAIL</b>

Which murales did you like best?

Why?

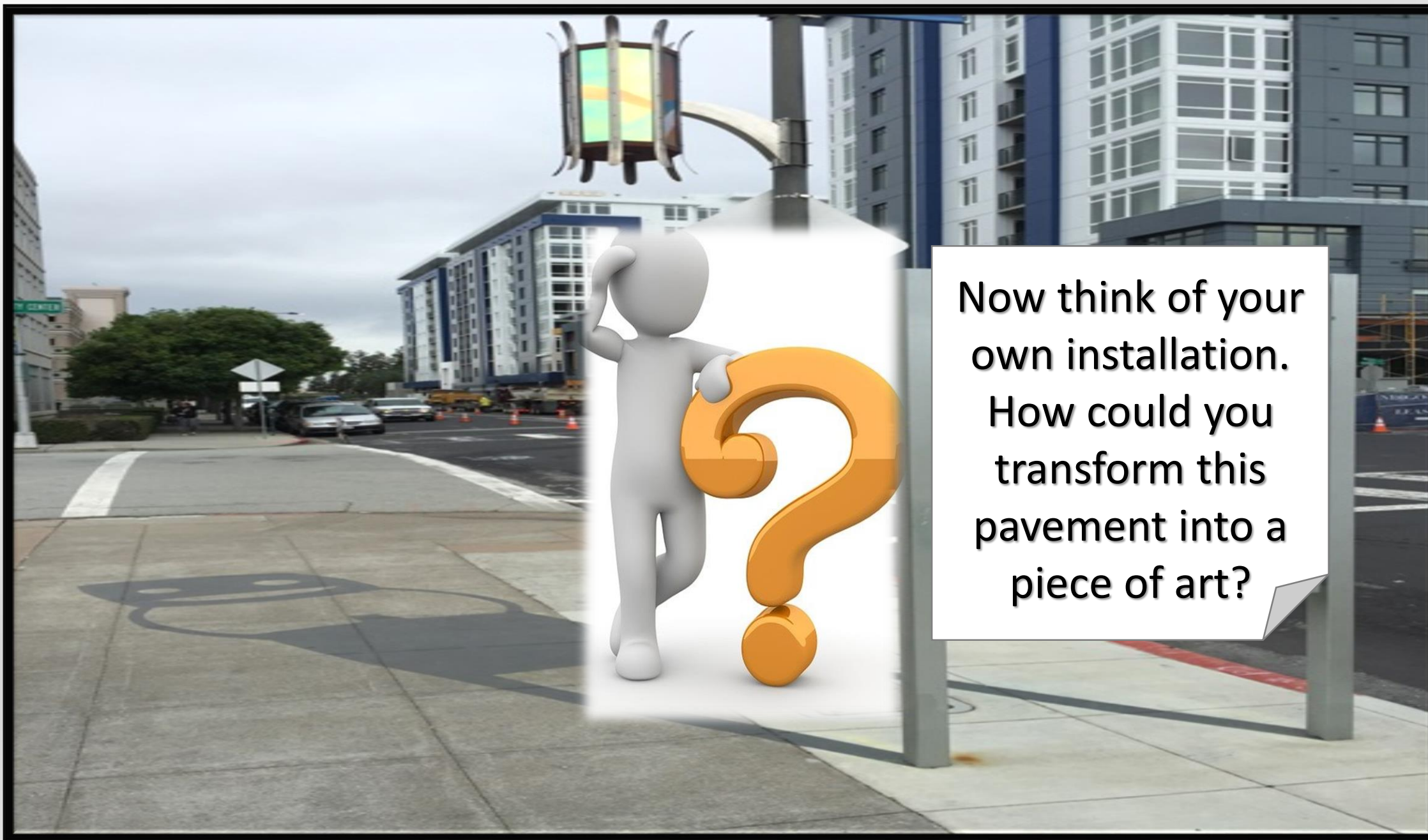
Which one would you like to paint?

Why?





**LET'S MAKE IT**



Now think of your own installation. How could you transform this pavement into a piece of art?



**LET'S THINK!**

# *Pros and Cons of Graffiti and Street Art*

Here are some sentences on street art.

Read them and then give your personal opinion.

- Graffiti is great! It allows young people to express their feeling without getting into trouble.”
- “Graffiti makes more work for the cleaners on the streets. It is disgusting. Graffiti spoils the environment.”
- “I hate graffiti. It’s a waste of money and a sad thing for everyone around!”
- “I think that if you gave the artists somewhere to practice their art, then everyone would be happier. It works where I live!”



# What about you?

## Useful Expressions:

**Graffiti is great / creative / positive/ terrific / awesome**

**Graffiti is awful / disgusting / an eyesore / negative / terrible**

**Graffiti writers want to / When I see graffiti I feel...**

**Graffiti should be encouraged because...**

**Graffiti should be stopped because...**

LET'S READ




# *PRE-READING ACTIVITIES*

## *ACTIVITY 1: SPAGHETTI MATCHING*

TRY OUT THIS FUNNY EXERCISE TO PRACTICE YOUR EYESIGHT AND CHECK YOUR KNOWLEDGE OF SOME IMPORTANT VERBS.

INSTRUCTIONS:

- ☐ CHOOSE AN ENGLISH VERB ON TOP OF THE SCREEN.
- ☐ FOLLOW THE LINE AND
- ☐ FIND THE CORRESPONDING ITALIAN MEANING





**NOTICE:** Some of these verbs can become nouns.

- TO WRITE + R = **WRITER**
- TO SIGN  **SIGNATURE**
- TO PAINT + ER = PAINTER      OR + - ING = **PAINTING**
- TO ADVERTISE + -ING = **ADVERTISING**

## *ACTIVITY 2: Fill in the blanks with the words given*

**WRITER - PAINTER - SIGNATURE - PAINTINGS - ADVERTISING**

1. We are going to visit the Louvre this summer because we want to admire its beautiful \_\_\_\_\_ .
2. I love art and I would like to become a famous \_\_\_\_\_ one day.
3. J. K. Rowling is now a popular English \_\_\_\_\_ .
4. Vodafone is about to launch a new \_\_\_\_\_ campaign to sell its new products
5. Please put your \_\_\_\_\_ here.



# READING: Graffiti art

The term *graffiti* comes from the Greek word '*graphein*' which means 'to write'. People have always drawn and painted on walls. Prehistoric man painted on the walls of caves.


If people draw on walls these days, it isn't considered art; it is called 'graffiti' and often cleaned off as soon as possible. Graffiti art takes a number of forms. It can be an individual mark, usually just the initials of the artist, or something much larger, like a mural.

Most graffiti artists prefer to be called 'writers'. A writer's signature with spray paint or marker is called a 'tag', and each piece of graffiti art is 'tagged'. Communities of writers who are friends are known as 'crews', and unexperienced writers are called 'toys'. They express happiness or sadness, frustration or relief. For this reason it is an art form that is very close to the hearts of the young.

Graffiti as a youth culture began in America but has become popular in many other countries. Its influences come from pop culture, especially music and cartoons. Graffiti is now popular and can be seen in many museums and art galleries.

Match the following words (a-d) with their definitions (A-E) and then with the pictures (1-5).

- |                       |   |     |
|-----------------------|---|-----|
| a) scribble           | A) a large picture painted on the wall      | ___ |
| b) signature          | B) a short, often memorable phrase          | ___ |
| c) mural              | C) to write hastily or carelessly           | ___ |
| d) graffiti           | D) one's name as written by oneself         | ___ |
| e) advertising slogan | E) drawings made on a wall or other surface | ___ |



3

2





# Street art can be **inclusive** because...

- It is easily accessible to all
- It improves the quality of city life
- It creates a community of different people
- It gives new life to suburban decay
- It involves local citizens in common projects
- It attracts tourists
- It forms a sense of belonging to a unique neighbourhood
- It gives voice to the disabled

# In Italy...

In **Milan** an entire district named **Ortica** has been renovated with murals and graffiti by renown artists with the help of local citizens.

QUARTIER  
DELL'

ORTICA



San Faustino flyover hosts the wall of some Italian heroes.

Do you know them?  
Why are they famous?

CLICK ON THE LINK BELOW TO ANSWER:

<https://www.orangeisthenewmilano.it/2020/05/22/un-murale-dedicato-agli-eroi-della-legalita-la-street-art-in-cattedra/>







**There are also some Italian important women like the poetess Alda Merini (second from left). Where is she from?**

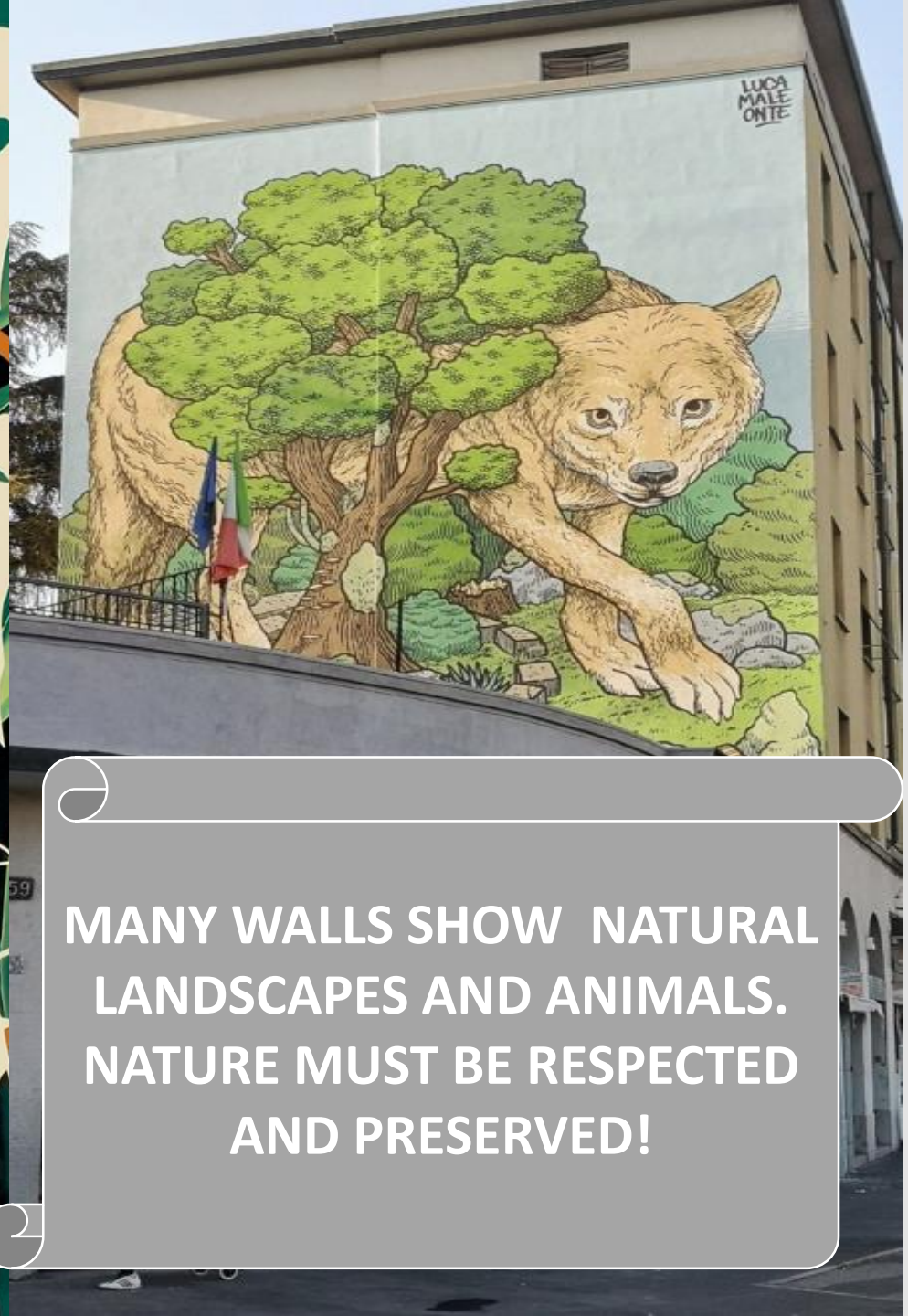


HERE YOU  
CAN SEE  
TWO  
POPULAR  
RELIGIOUS  
LANDMARKS  
IN MILAN .

DO  
YOU  
KNOW  
THEM?







**MANY WALLS SHOW NATURAL  
LANDSCAPES AND ANIMALS.  
NATURE MUST BE RESPECTED  
AND PRESERVED!**



# The wall of human rights



# In Spain...

The region of Ciudad Real in La Mancha is an example of social inclusion through art. A titanic project is providing employment opportunities for people with disabilities and improves their quality of life. Ten disused grain silos are now one of the world's biggest art events for social inclusion.











**In Dakar, Senegal**, shops are advertised by original murals like this barber's.





And finally **India** with the painting of Mahatma Gandhi in New Dehli.





**You can not leave these  
pages without trying some  
graffiti style. Watch the  
video and have fun!**

<https://www.youtube.com/watch?v=ZNHg714uHJQ>

Our quick journey into street art is over. We hope you enjoyed learning and finding out about this colourful world. You may now want to go and look for this open air museum by yourself or with friends with some more knowledge. Don't leave without leaving your comment on our lesson. THANKS FOR WATCHING!